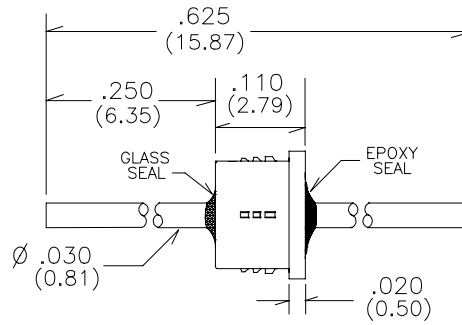
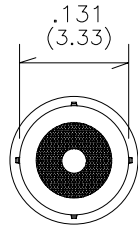
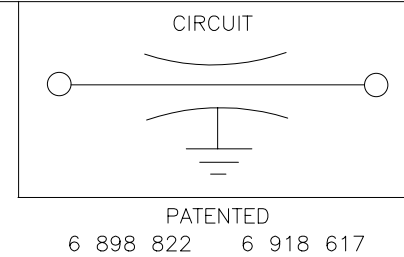
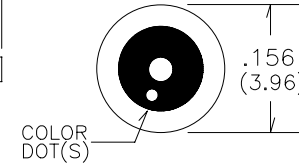


MOUNTING HOLE(S):
 IF PRESSING IN:
 0.1405" \pm 0.001"
 (1) IF SOLDERING IN:
 0.144" \pm 0.001"
 (FINISHED - PLATED DIMENSION)



= inches
 (###) = mm



* RoHS Compliant
 * Discoidal Capacitor Construction

| PART NUMBER | EMI P/N | CAP. (pF) | COLOR DOT(S) | MAX. WVDC | DC AMPS | MINIMUM NO LOAD INSERTION LOSS | | | | |
|-------------|---------|-----------|--------------|-----------|---------|--------------------------------|--------|---------|-------|--------|
| | | | | | | 1 MHz | 10 MHz | 100 MHz | 1 GHz | 10 GHz |
| | PZC000D | 0 | | 200 | 10 | | | | | |
| | PZC050D | 5 MAX. | NONE | 200 | 10 | | | | | |
| | PZC100D | 10 | VIOLET | 200 | 10 | | | | 5 | 20 |
| | PZC250D | 25 | BLUE | 200 | 10 | | | | 10 | 25 |
| | PZC101D | 100 | GREEN | 200 | 10 | | | 3 | 20 | 28 |
| | PZC501D | 500 | BROWN | 200 | 10 | | | 15 | 35 | 40 |
| | PZC102D | 1000 | WHITE | 200 | 10 | | 5 | 20 | 35 | 45 |
| | PZC122D | 1200 | WHITE | 200 | 10 | | 5 | 20 | 35 | 45 |
| | PZC152D | 1500 | WHITE | 200 | 10 | | 5 | 22 | 37 | 47 |
| | PZC272D | 2700 | RED | 200 | 10 | 5 | 10 | 25 | 40 | 50 |
| | PZC502B | 5000 | YELLOW | 100 | 10 | 5 | 15 | 30 | 45 | 55 |
| | PZC103B | 10,000 | 2 WHITE | 100 | 10 | 6 | 21 | 35 | 50 | 60 |
| | PZC153B | 15,000 | 2 WHITE | 100 | 10 | 8 | 21 | 35 | 55 | 60 |
| | PZC273A | 27,000 | 2 RED | 50 | 10 | 10 | 28 | 42 | 65 | 65 |
| | PZC333A | 33,000 | 2 RED | 50 | 10 | 11 | 30 | 44 | 65 | 65 |

ELECTRICAL

CAPACITANCE TOLERANCE:
 +100/-0% or AS NOTED
 DISSIPATION FACTOR:
 3.5% MAX.
 INSULATION RESISTANCE:
 25° C=10,000 Mohm Min.
 125° C=1,000 Mohm Min.
 DIELECTRIC STRENGTH (DWV):
 250% of WVDC (5 seconds)
 TEMP. CHARACTERISTIC:
 X7R or better

PHYSICAL

DIM. TOLERANCE : MATERIAL AND FINISH:
 CASE: +/- .010" CASE: C12L14 CRS
 LEAD LENGTH: +/- .030" LEAD: Alloy 52
 LEAD DIAMETER: +/- .002"

FINISH: GOLD per MIL-G-45204 TYPE III, GRADE A, CLASS 1

VENDOR:
 EMI FILTER COMPANY
 12750 59th Way N.
 Clearwater, FL 33760
 (727) 585-7990
 (727) 586-5138 FAX
 www.emifiltercompany.com

IDENTIFICATION & LIMITS

MARKING: Color Dot standard per chart
 OPERATING TEMP: -55° C to +125° C
 (1) INSTALLATION TEMPERATURE: 225° - 250° C

FILTERS, EMI, PRESS-IN STYLE

| | | |
|-------------------|----------------------|----------|
| FSCM NO. OR9LO | DWG NO. PZCs REVD | REV D |
|-------------------|----------------------|----------|