

Geotech Geosub 2 Pump & Controller

This stainless steel sampling pump is the most versatile single stage DC pump in the industry. Designed with all stainless steel components, the Geosub 2 allows you to sample with confidence even in the harshest well conditions. The Geosub 2 operates with the Geotech Geosub 2 Controller.

FEATURES


- Most versatile pump in the industry, sample from depths to 200 ft. (61 m)
- Low flow sampling rates to 10 mL/min
- Easy to decontaminate
- Optional Drop Tube Assembly for greater depth
- Field replaceable motor lead kits available
- Portable reel systems or dedicated well systems available to meet your needs (optional)

SPECIFICATIONS

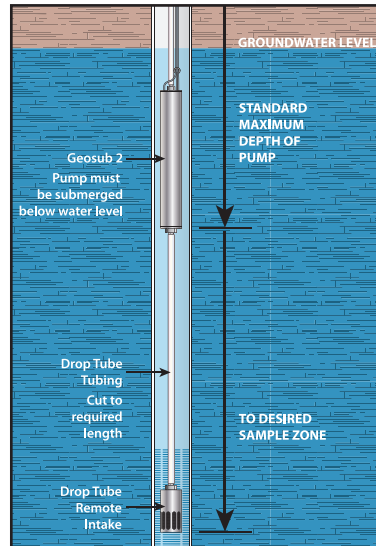
PUMP	Electric:	
	Full Load Rating	2/3 HP
	Maximum Amp Draw	10 amps DC
	Overload	Incorporated into Geosub 2 Controller
	Discharge Port Connection:	1/4" female NPT (includes 3/8" barb)
	Operating Conditions:	
	Min. Ambient Fluid Temperature	34°F (1°C)
	Max. Ambient Fluid Temperature	176°F (80°C)
	Wetted Parts:	316 Stainless Steel, PE, Buna-N
	Dimensions & Weight (Pump & Motor):	
	Dimensions of Pump	13.2" L x 1.75" OD (34cm L x 4.5cm OD)
	Net Weight of Pump w/o Lead	4 lbs. (1.8 kg)

CABLE	Material:	Two 12 gauge conductors with HDPE jacket, and integrated safety cable
--------------	------------------	---

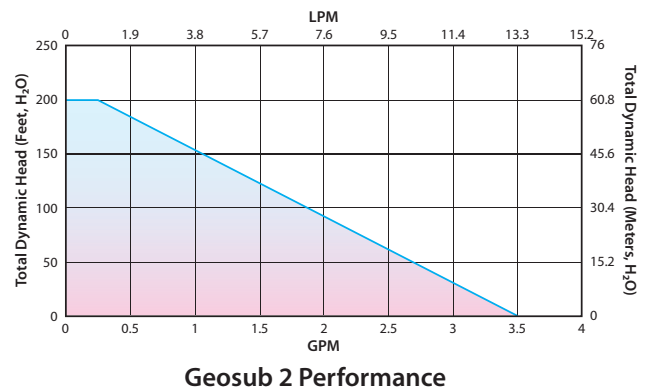
Weight with Geo Reel & Safety Cable:	
100' (30.5 m) of 12 AWG & Safety Cable	18.3 lbs.(8.3 kg)
150' (45 m) of 12 AWG & Safety Cable	21.6 lbs. (9.8 kg)
200' (61 m) of 12 AWG & Safety Cable	24.9 lbs. (11.3 kg)



Geosub 2 with optional Geo Reel



Optional Geosub 2 Drop Tube Installation



CALL GEOTECH TODAY (800) 833-7958

Geotech Environmental Equipment, Inc.
 2650 East 40th Avenue • Denver, Colorado 80205
 (303) 320-4764 • FAX (303) 322-7242
 email: sales@geotechenv.com • website: www.geotechenv.com

The Geosub 2 Controller is designed specifically for use with Geotech’s Geosub 2 Pump. It provides a safe conditioned variable DC output power from an AC power source. Built-in sensing gives the operator accurate and precise control over the pump during sampling events. An average 1000 Watt gasoline powered generator with 1 gallon of gasoline can operate the SS Geosub Controller and Geotech’s sampling pump at full power for up to 18 hours continuously (generally much longer runtimes can be expected as the controller is used to reduce water flow for low flow sampling).

FEATURES

- Converts AC Voltage to variable up to 300 watt DC voltage output
- Short circuit protection for your safety
- Heavy duty rated power cable for years of service
- 2-line x 16-character wide temperature range alpha-numeric digital display
- Push button Up/Down control
- Optional DC to AC Inverter can be connected to a vehicle battery

OPERATION

Enjoy complete control and convenience with our user-friendly interface that features a vibrant display – perfect for precision groundwater sampling. Robust construction plus simple set up through easy connection cables make it an ideal solution that you can take anywhere!

SPECIFICATIONS

Input Power Range	100-130 Volts AC 50/60 HZ 310 Watts 4.2 amps nominal full load 115 Volts AC
	200-250 Volts AC 50/60 HZ 310 Watts 2.1 amps nominal full load 230 Volts AC
Output Power	Variable 0-46V DC @ <300 Watts
Output Power @ Max. Voltage	10 amps maximum
Operating Temp	-20°F to 100°F (-29°C to 38°C) ambient air temp.
Humidity	Up to 90% humidity
Weight of Unit	16.45 lbs. (7.46 kg)
Size of Unit	16" L x 13" W x 7" H (41cm L x 33cm W x 18cm H)
Input Protection	5A CB



CALL GEOTECH TODAY (800) 833-7958

Geotech Environmental Equipment, Inc.

2650 East 40th Avenue • Denver, Colorado 80205
(303) 320-4764 • FAX (303) 322-7242
email: sales@geotechenv.com • website: www.geotechenv.com




Geotech Geosub 2 & Controller



Optional DC to AC Inverter

MADE IN



U. S. A.